

# Educators' Resource • **GUIDE** • 2009 - 2010



To the



## Nebraska History Museum

15<sup>th</sup> & P Streets, Lincoln, NE

402-471-4754

**NEBRASKA STATE HISTORICAL SOCIETY**

P.O. BOX 82554

LINCOLN, NE 68501-2554

Visit our website at [www.nebraskahistory.org](http://www.nebraskahistory.org)

# • WELCOME! •

...to the Nebraska State Historical Society's Nebraska History Museum. Thank you for taking the time to visit us. We are excited to be your host as you inquire into Nebraska's intriguing past.

As you prepare for your tour, please use this guide to learn more about the exhibits, the surrounding area, and additional resources. This book will also be useful in planning your next visit to the Nebraska History Museum or in bringing historical materials into the classroom.

Once again, thank you for visiting us. See you soon!

---

## Table of Contents

Welcome .....1

Map of Downtown & Parking .....2

Museum Courtesies .....3

Map of the Museum .....4

Exhibits ..... 6

Hands-On Activities .....10

Museum Store .....11

Tour Booking .....12

Historical Sites .....13

Related Books .....14

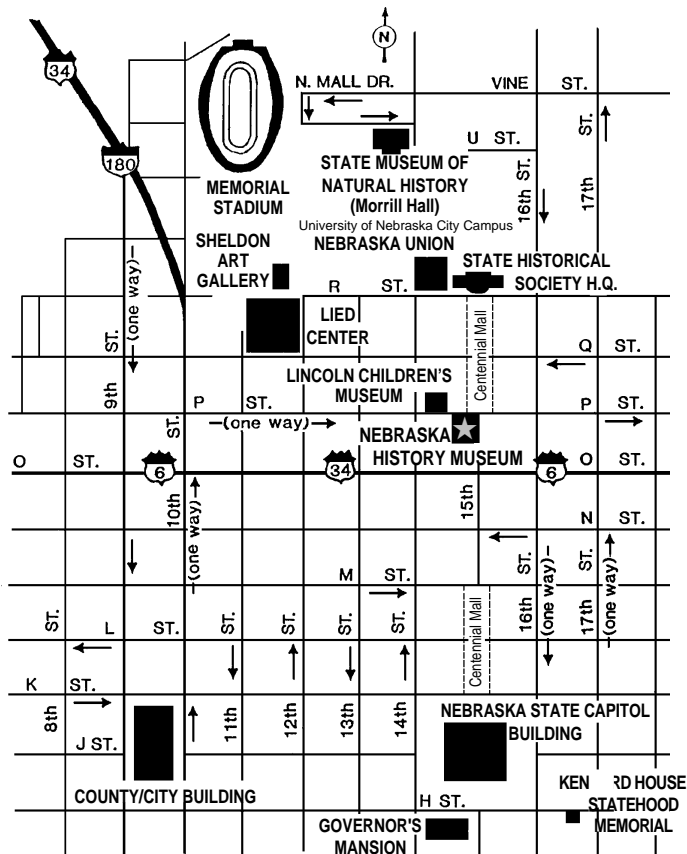
From Us to You .....15

**Museum hours: Tuesday-Friday, 9 a.m. to 4:30 p.m.**

**Saturday & Sunday, 1 to 4:30 p.m.**

**Closed Mondays and state holidays.**

**Investigation Station hours: Tuesday-Sunday, 1:00 to 4:00 p.m.**



**Location:**

The Museum is located on the southwest corner of 15th (Centennial Mall North) and 'P' Streets at 131 Centennial Mall North in Lincoln.

**Bus Parking:**

The loading/bus-parking zone is on 15th St. (Centennial Mall North) in front of the Museum. If you arrive in vans and park in the bus parking area, you must ask for signs at the Museum's Security Desk that identify your vehicles as school buses. Handicapped parking is available at the south end of Centennial Mall near 'O' Street. For cars, metered street parking and municipal parking garages are available close by.

**For Bus Drivers:**

We are glad that you are here. Please feel free to join the tour or look around at the exhibits.

# • MUSEUM COURTESIES •

**Class Tour Preparation**

- Please provide all students with **nametags** giving their first name.
- We require a ratio of **one adult to every eight to ten students** on tour. Accompanying adults are responsible for keeping students focused on the tour and for maintaining discipline. Please be certain that accompanying adults are aware of these responsibilities before your arrival at the museum.
- Backpacks/bags are not allowed in the exhibit galleries. You may either leave them on the bus or place them in the cupboards next to the Security Desk. Students may **use pencils (not pens)** to fill in worksheets or take notes. Pencils and writing boards are available at the museum.
- **Please notify us as soon as possible if you need to cancel or postpone your tour.** If you cannot arrive at the museum within 10 minutes of your scheduled tour time, please call 402-471-4754 and let us know when you will arrive. Our volunteer docents are available only for scheduled tours and if a tour does not arrive on time and does not notify us, they will be sent home. If this occurs, your group will be able to do a self-guided tour, if the galleries are not occupied by other tours.

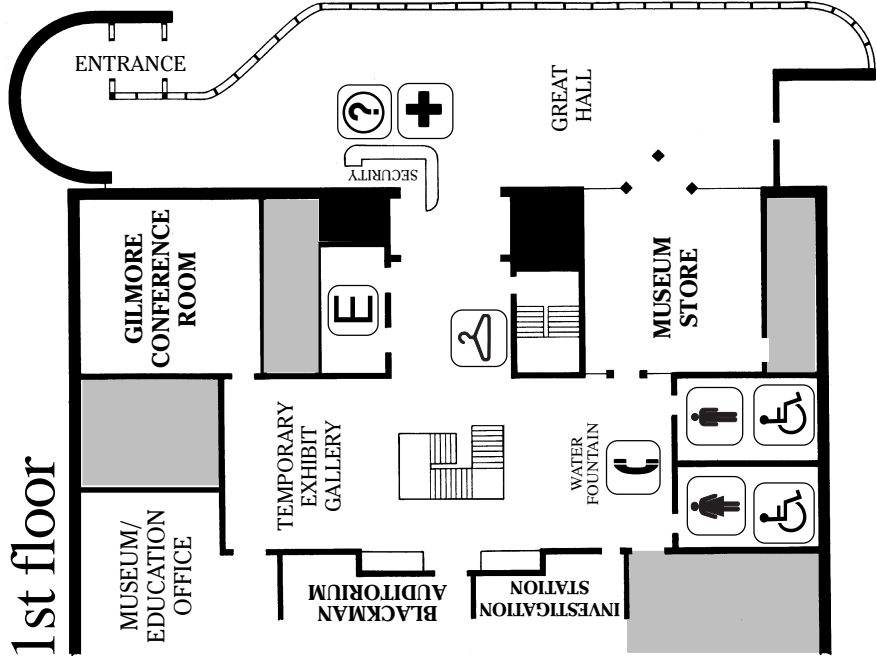
**Museum Manners**

- **Enjoy the exhibits with your eyes (not your hands).** Docents will tell you when you may touch an object. Help us preserve the artifacts for future generations.
- **Use your museum voice** (inside voice) and please listen to your docent. They have lots of interesting stories to tell.
- **Walk carefully, do not run.** Watch for barriers that protect the artifacts.
- **Stay with your group.** Follow the directions of your docent and/or your teacher or adult sponsor. Listen carefully.
- **No food, drink, candy, or gum is allowed in the museum.**
- **No flash photography is allowed in exhibit galleries.** Please turn off the flash function in your camera if you wish to take photographs in the galleries. Flash photographs may be taken in the Investigation Station.

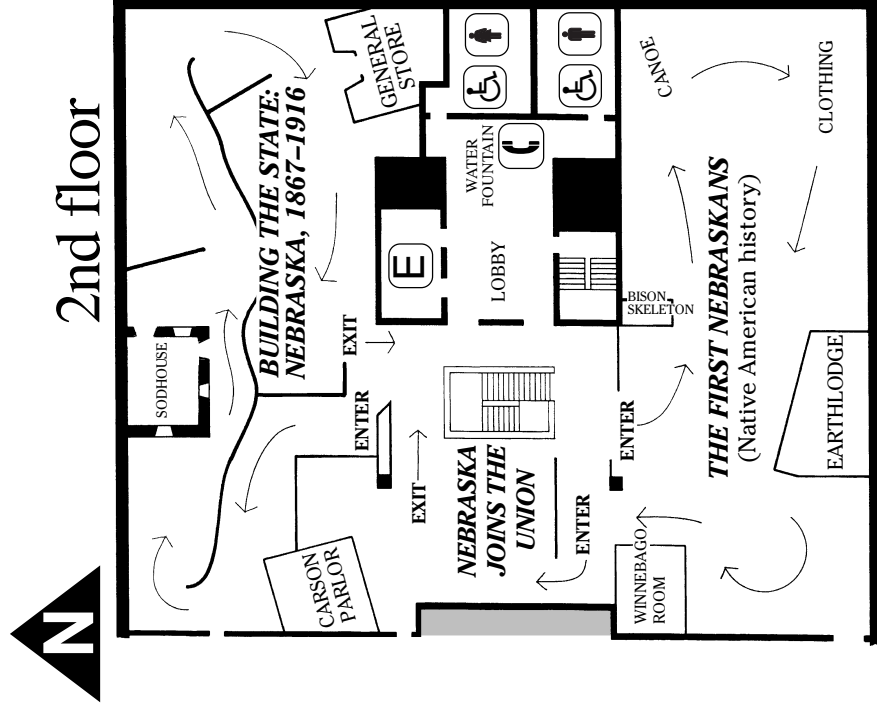
**At the Museum**

- When you arrive, let the Security Desk staff know which group you are and tell them the number of people in your group
- Restrooms are on all three floors. Public telephones and water fountains are located on first and second floors.
- Teachers and adult sponsors of tour groups are responsible for supervising students at all times while in the museum.
- To make shopping in the Museum Store easier, we request that students leave the store after they complete their purchases. If possible, visit the store *after* your tour.

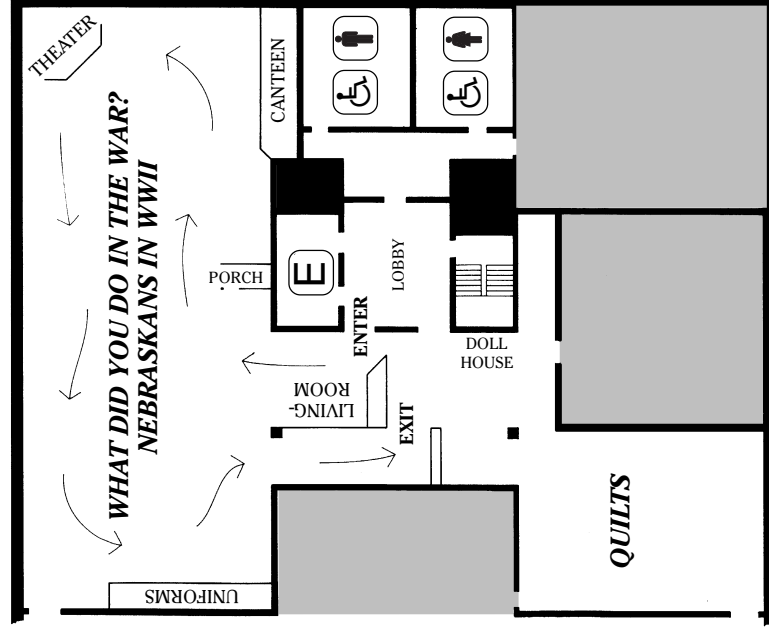
# 1st floor



# 2nd floor



# 3rd floor



## LEGEND

	ELEVATOR		MEN'S ROOM
	STAIRS		WHEELCHAIR ACCESSIBLE
	INFORMATION		COAT CHECK
	FIRST-AID		TELEPHONE
	LADIES' ROOM		CLOSED to the PUBLIC

## • EXHIBITS •



*The First Nebraskans* interprets 10,000 years of Native American life and culture on the Plains. Based on the extensive archeology and ethnographic collections of the Nebraska State Historical Society, it presents the richness and diversity of the tribes who lived here, as well as the

challenges of reservation life.

Artifacts in the exhibit include a clay human effigy pipe bowl, circa 1200 A.D.; a reproduction of a hide painting depicting the Spanish Villasur Expedition's 1720 battle with the Pawnee near present-day Columbus, Nebraska; an Omaha beaver effigy feast bowl, circa 1800 (one of the oldest examples of Plains Indian wood carving preserved in any museum); the 1796 certificate presented by the governor of Louisiana to Omaha chief Blackbird; and a Ponca head ornament from about 1850.

Change is a recurrent theme in the exhibit: the change from hunting and gathering to agriculture-based village life, the revolutionary development of the horse culture, the increasing reliance on Euro-American goods, and the jarring adjustments required by reservation life. A variety of clothing from 1830 to 1940 reflects this theme, as does the contrast between the 1865 Pawnee earth lodge and the 1915 Winnebago Indian reservation house interior.

Period settings:

- Pawnee Earth Lodge, 1865
- Winnebago Indian Reservation house, 1915

Nebraska Social Studies/History Standards supported by this exhibit:

1.1.1, 1.1.2, 1.1.3, 1.1.4, 1.1.5, 1.1.8, 1.1.9  
4.1.1, 4.1.2, 4.1.4, 4.1.6, 4.1.7  
8.1.1, 8.1.2, 8.1.5, 8.1.7, 8.2.1, 8.3.8, 8.4.2, 8.4.5  
12.1.4, 12.1.5, 12.1.13, 12.1.14, 12.2.11, 12.4.2

### *Nebraska Joins the Union (1803-1867)*

chronicles the evolution of this place from tribally held lands to U.S. territory to state. The exhibit focuses on a short but significant period of time in the state's history, a time when Nebraska experienced phenomenal change. In less than a lifetime, Euro-American involvement in the region went from the occasional fur-trader looking for pelts, to hundreds of immigrants looking for land on which to settle. Transportation went from rough trails to transcontinental railroads. Even communications underwent radical change, from coast-to-coast mail delivery by Pony Express to the almost instantaneous communication of the telegraph. Nebraska's Native American tribes especially felt the impact of these changes.



Many unique and rare items are featured in the exhibit, including hats of the type worn by soldiers at Fort Atkinson in the 1820's, the coat of early fur trader Peter Sarpy, a dress which may have been worn by Mrs. Thomas B. Cuming at the territory's first inaugural ball, an India rubber air cushion used to ease the saddle sores of an early mail rider, and the constitution of the State of Nebraska.

Period setting:

- John Carson Parlor (Victorian), 1864

Nebraska Social Studies/History Standards supported by this exhibit:

1.1.1, 1.1.2, 1.1.3, 1.1.5, 1.1.8, 1.1.9  
4.1.1, 4.1.5, 4.1.6, 4.1.7  
8.1.7, 8.3.8, 8.4.1, 8.4.2, 8.4.5  
12.1.4, 12.1.5, 12.1.13, 12.1.14, 12.4.2

*Building the State* examine opportunities and challenges encountered as settlers from many cultures and places created new political, economic, and social systems in the new state of Nebraska, and as tribal peoples were forced to give up much of their their traditional way of life. The exhibit illustrates the development of Nebraska's towns, government, home life, agriculture, ranching, industries, technology, and political and social movements from statehood in 1867 to the eve of World War I.



The exhibit tells the stories of noted Nebraskans including Standing Bear, Susette LaFlesche Tibbles, and three-time presidential candidate William Jennings Bryan, along with the tales of everyday folks from many cultures and lands who helped to build the state. Exhibited artifacts include immigrant possessions, clothing, toys, tools, inventions, Nebraska-made food products, and much more. At video and audio stations, visitors can access dozens of historic photographs and recordings of 19th century music.

Period settings:

- Walk-through Sod House, late 1880's
- Walk-through recreation of Goehner Brother's General Merchandise Store, Seward, 1900-1920.

Nebraska Social Studies/History Standards supported by this exhibit:

- 1.1.1, 1.1.2, 1.1.3, 1.1.4, 1.1.5, 1.1.7, 1.1.8, 1.1.9  
 4.1.1, 4.1.2, 4.1.3, 4.1.6, 4.1.7, 4.1.11  
 8.1.7, 8.3.8, 8.4.1, 8.4.2, 8.4.5  
 12.1.4, 12.1.5, 12.1.13, 12.1.14, 12.2.11, 12.4.2



*What Did You Do in the War? Nebraskans in World War II* presents the story of our state's role during World War II. Artifacts and photographs reflect the contributions of Nebraskans, both at home and overseas, which helped achieve the ultimate goal of victory.

Artifacts on exhibit include "V"-labeled milk bottles, silvery zinc pennies, ration books, bond stamps, leg makeup that substituted for sheer stockings, and posters encouraging salvage, safety, and silence. All testify to the totality of the war's impact on daily life.

In a theater, complete with World War II-era seats from the Fort Robinson Post Theater, visitors can watch Nebraska-based newsreel footage of the K-9 corps, the North Platte Canteen and V- J Day, as well as home movies and period cartoons.

Other items on display include military uniforms, a Cushman "airborne" motor scooter, and war souvenirs. Interactive computer stations give visitors the opportunity to test their airplane spotting skills and their knowledge of Word War II.

Period settings:

- Typical Nebraska Living Room, 1940s
- Front Porch
- Victory Theater with Film Clips

Nebraska Social Studies/History Standards supported by this exhibit:

- 1.1.1, 1.1.2, 1.1.4, 1.1.5, 1.1.7, 1.1.8, 1.1.9  
 4.1.1, 4.1.2, 4.1.3, 4.1.6, 4.1.7, 4.1.11  
 8.3.5, 8.3.7, 8.4.1, 8.4.2, 8.4.5  
 12.1.8, 12.1.13, 12.2.11, 12.3.9



## Quilts

The third floor quilt gallery exhibits a changing array of Nebraska-made quilts. The current exhibit, *Nebraska Gone Crazy! Crazy Quilts from Nebraska Museums* will run through February 26, 2010. The next quilt exhibition, *Depression-Era Quilts*, will open March 27, 2010 and run through September, 2011.

## Changing exhibitions

Gallery spaces on the museum's first floor host changing exhibitions on a variety of Nebraska history topics. On exhibit starting October 2, 2009 is *For the People: Nebraska's New Deal Art*. This exhibition of art produced by the Public Works of Art Program, will run through late summer, 2010.

# • HANDS-ON ACTIVITIES •



The **Investigation Station** is a hands-on learning room where visitors of all ages can discover for themselves how we know what we know about the past. Objects, documents, place, and the wisdom of elders help visitors learn more about Nebraska first hand. And what could be more fun than that!

At the **Tipi**, learn more about Native American history and traditions as you try on beaded clothing, pound grain into flour, and pack a parfleche. At the **Load Your Wagon** station, make decisions on what essentials to take west and see how much your wagon will hold. Lay out a new community at the **Build a Town** station and study old town photographs and documents to make certain that you've planned well. Set up a tent and plan your next day's adventures at a 1940's **Auto Touring Camp**.

A huge **1915 Nebraska Map** that includes almost every town ever established in the state and a detailed **Nebraska History Timeline** help history detectives understand when and where things happened.

And if that's not enough, **Discovery Boxes** packed with games, puzzles and other activities can be checked out for use in the room.

Nebraska Social Studies/History Standards supported by this activity:

1.1.1, 1.1.2, 1.1.3, 1.1.4, 1.1.5, 1.1.6, 1.1.8

4.4.1, 4.4.2, 4.4.3, 4.4.4, 4.4.5, 4.4.6, 4.4.7, 4.4.10, 4.4.11, 4.4.13, 4.4.14, 4.4.15

8.1.1, 8.1.5, 8.1.6, 8.3.1, 8.3.4, 8.4.2, 8.4.3, 8.4.5, 8.4.6

12.1.4, 12.1.7, 12.1.12, 12.1.13, 12.3.7, 12.3.9

The **Lewis and Clark Cart** program is a role-playing activity in which students become part of the Corps of Discovery. After answering a series of questions such as "What skills do you have?" students are invited to join Lewis and Clark and prepare for their journey. They travel up the Missouri River to a council with the Oto-Missouri (played by the adults of the group) where they present gifts, show off their technology, and communicate with sign language. Objects, stories, and role-playing bring the details of this epic journey to life.



Nebraska Social Studies/History Standards supported by this activity:

1.1.1, 1.1.2, 1.1.3, 1.1.4, 1.1.8, 1.1.9

4.1.1, 4.1.2, 4.1.5, 4.1.6, 4.1.7

8.1.5, 8.4.1, 8.4.2, 8.4.3, 8.4.5, 8.4.6

More carts are being developed.

# • The MUSEUM STORE •

What trip to a museum is complete without a visit to the museum store? The Nebraska History Museum Store is stocked with books and gifts that relate to the Museum's exhibits. Postcards, old-fashioned toys, bonnets, jewelry, and many other items, give you the opportunity to take a little bit of Nebraska history home.

School tours that do not have time to visit the museum store can order "History to Go" bags prior to their visit and they will be ready to be picked up by the end of the tour.

## Nebraska History Museum Store Hours:

Tuesday through Friday, 10:00 a.m. to 4:30 p.m.

Saturday and Sunday, 1:00 to 4:00 p.m.

If you have any questions please call the store at

(402) 471-3447 or visit [www.nebraskahistory.org](http://www.nebraskahistory.org).

## • TOUR PLANNING INFORMATION •

(You will need to have this information when you call to book a tour.)

Date \_\_\_\_\_ Arrive \_\_\_\_\_ Depart \_\_\_\_\_

Exhibits/Activities to tour (each exhibit /activity takes about 45 minutes):

1. \_\_\_\_\_
2. \_\_\_\_\_
3. \_\_\_\_\_
4. \_\_\_\_\_

# Students \_\_\_\_\_ # Adults \_\_\_\_\_

School Mailing Address \_\_\_\_\_

School Phone # \_\_\_\_\_

Contact Person \_\_\_\_\_

E-mail \_\_\_\_\_

## • TOUR BOOKING •

### Nebraska History Museum

• The information in this book and online at [www.nebraskahistory.org](http://www.nebraskahistory.org) will help you determine which exhibits you would like your class to tour. Guided tours are available for most exhibits, as well as for a variety of hands-on activities. Self-guided scavenger hunts, called Nebraska Time Travelers, are available for the four main exhibits and are also available online at [www.nebraskahistory.org/sites/mnh/grades/index.htm](http://www.nebraskahistory.org/sites/mnh/grades/index.htm).

• **Call the Museum at 402-471-4754 or 800-833-6747 at least two weeks before you would like to visit.** Tours can be booked up to a year in advance. Tour booking hours are Monday – Friday, 8:00 a.m to 5:00 p.m.

• **Be prepared** to give the person scheduling the tour the following information

- First choice date and time for the tour
- Second choice date and time for the tour
- Grade level of students taking tour
- Number of students and adult sponsors
- Exhibits you would like to see on the tour

• We recommend 45 minutes for each exhibit or hands-on activity. Thirty minutes is the minimum amount of time required for each exhibit/activity. Large groups will be split into smaller subgroups of approximately 20 people and led on separate tours.

• **Admission to the museum is free.** A donation box is located near the elevators should you wish to make a contribution.

• You should receive a confirmation packet approximately one month prior to your visit. If you do not receive confirmation by this time, please contact the museum to reconfirm your tour.

### Library/Archives

• Students can solve their own history mysteries in the Library/Archives Reference Room located in the Society headquarters at 1500 R Street. Primary documents abound in the extensive collections of photographs, manuscripts, books, newspapers, maps, and government records.

• If you would like more information or a class tour of the Reference Room, please call 402-471-4751.

**Note: The Library/Archives Reference Room is closed for remodeling until early 2010.**

## • HISTORIC SITES •

### Nebraska State Historical Society

Visits to historic sites can give students first-hand encounters with the places where history happened. If you would like to take your class to visit any of these sites, please make arrangements with site staff by calling or emailing that site.

**Chimney Rock National Historic Site**, Bayard  
The most noted landmark on the Overland Trails.

Website: <http://www.nebraskahistory.org/sites/rock/index.htm>  
Phone: (308) 586-2581 E-mail: [chimrock@scottsbuff.net](mailto:chimrock@scottsbuff.net)

**Fort Robinson Museum, Crawford**

Military, American Indian, and World War II Prisoner of War history.  
Website: <http://www.nebraskahistory.org/sites/fortrob/index.htm>  
Phone: (308) 665-2919 E-mail: [fortrob@bbc.net](mailto:fortrob@bbc.net)

**George W. Norris State Historic Site, McCook**

Home of Nebraska's "fighting liberal" U.S. senator who created the unicameral.  
Website: <http://www.nebraskahistory.org/sites/norris/index.htm>  
Phone: (308) 345-8484 E-mail: [norris@mccooknet.com](mailto:norris@mccooknet.com)

**John G. Neihardt State Historic Site, Bancroft**

Exhibits and restored study reveal Nebraska's Poet Laureate, author of *Black Elk Speaks*.

Website: <http://www.nebraskahistory.org/sites/neihardt/index.htm>  
Phone: (402) 648-3388 E-mail: [neihardt@gpcom.net](mailto:neihardt@gpcom.net)

**Neligh Mill State Historic Site, Neligh**

Nineteenth-century milling equipment still intact.  
Website: <http://www.nebraskahistory.org/sites/mill/index.htm>  
Phone: (402) 887-4303 E-mail: [mill@bloomnet.com](mailto:mill@bloomnet.com)

**Thomas P. Kennard House, Lincoln**

Restored to the period of the 1870s, this was the home of Nebraska's first secretary of state.  
Website: <http://www.nebraskahistory.org/sites/kennard/index.htm>  
Phone: (402) 471-4764 E-mail: [museum02@nebraskahistory.org](mailto:museum02@nebraskahistory.org)

**Willa Cather State Historic Site, Red Cloud**

Eight period structures, including Cather's house, tell the author's story.  
Website: <http://www.nebraskahistory.org/sites/cather/index.htm>  
Phone: (402) 746-2653 E-mail: [info@willacather.org](mailto:info@willacather.org)

## • RELATED BOOKS • (K-4th Grades)

**Exhibit: *The First Nebraskans***

*The Return of the Buffaloes*, written and illustrated by Paul Goble,  
National Geographic Society: Washington, D.C., 2002.

This beautifully illustrated book tells the legend of how the buffalo returned after a long absence. The story allows readers to experience the emotional tie between buffalo and native people and to see illustrations of the practical uses of the buffalo.

**Exhibit: *Nebraska Joins the Union***

...*If You Traveled West in a Covered Wagon*, by Ellen Levine, illustrated by Elroy Freem, Scholastic Inc.: New York, 1992.

The book is formatted as a question and answer session. It addresses many of the curiosities students may have about the Oregon Trail and westward expansion while informing them about children's roles along the trail.

**Exhibit: *Building the State***

*Dandelions*, by Eve Bunting, illustrated by Greg Shed, Voyager Books, Harcourt, Inc.: San Diego, New York, London, 1995.

Eager to start a new life in a new land, Zoe and her family journey west to the Nebraska Territory in the 1800s. Zoe has never seen Papa so happy or Mama so sad. But when she takes trip to the small prairie town with Papa, Zoe sees something that might make a difference to their new soddie, and to Mama's life, too.

**Exhibit: *What Did You Do in the War? Nebraskans in WW II***

*One Splendid Tree*, by Marilyn Helmer, illustrated by Diane Eastman, Kids Can Press: Tonawanda, NY, 2005.

During World War II, many items were rationed or even unavailable. This fictional book shows the lengths two children and several adults face in order to celebrate the Christmas holiday, while unveiling the realities of war for children and adults on the home front.

These books, as well as many more, can be found in the Museum Store, located inside the Nebraska History Museum. If you are interested in a catalog or more information, please call (402) 471-3447. Or view our museum store catalog online at [www.nebraskahistory.org](http://www.nebraskahistory.org)

## • FROM US TO YOU •

### Bringing the Nebraska State Historical Society into the Classroom

**Resources:**

• *Nebraska Trailblazer*: Each issue of this kids' newspaper focuses on a Nebraska history topic and provides corresponding vocabulary words,

## • NOTES AND REMINDERS •

drawings, photographs, and an activity and/or puzzle for students. A list of issues available can be found at [www.nebraskahistory.org/museum/teachers/material/trailist.htm](http://www.nebraskahistory.org/museum/teachers/material/trailist.htm). Fourth grade teachers can receive several complimentary issues for their students by contacting the museum at 402-471-4754.

### • **Online Teaching Materials**

A variety of teaching materials, including Nebraska Folklore pamphlets, historical marker texts, archeology publications, History Minutes, Nebraska Timeline, and Nebraska-themed coloring pages are available at [www.nebraskahistory.org/museum/teachers/material/index.htm](http://www.nebraskahistory.org/museum/teachers/material/index.htm).

• **Traveling Trunks:** Four traveling hands-on activity trunks are available for classroom use: a Czech Trunk, a Pastimes and Playthings (Victorian-era games & toys) Trunk, a Fur Trade Trunk, and an Archeology Trunk. These trunks can be ordered by calling 402-471-4764. The only fee charged is the cost of shipping.

• **Nebraska History Magazine:** This illustrated quarterly journal published by the Historical Society features articles on all aspects of the state's history. An index of articles is available online at [www.nebraskahistory.org/magazine/index.htm](http://www.nebraskahistory.org/magazine/index.htm). Current issues, as well as many past issues, can be purchased through the Museum Store at 402-471-3447.

### **Websites:**

• The Nebraska State Historical Society's website provides detailed information about its services and collections, as well as on-line exhibits, historical information, and more.

[www.nebraskahistory.org](http://www.nebraskahistory.org)

• Nebraska Studies website is co-sponsored by the Historical Society, Nebraska Educational Telecommunications, and the Nebraska Department of Education. Organized around state, national and world timelines, it includes classroom materials for topics spanning Nebraska's past. Primary sources, including photographs, maps, documents, videos and more are available along with curriculum materials and teaching aids.

[www.nebraskastudies.org](http://www.nebraskastudies.org)

• The American Memory webpages on the Library of Congress website includes a Prairie Settlement section which is based on the Historical Society's Solomon Butcher sod house photographs and the homesteading letters of Uriah Oblinger.

<http://memory.loc.gov/ammem/award98/nbhihtml/pshome.html>.